

{duct-heater SB}

*The Stelpro duct-heater is designed to guarantee a maximum operational safety while ensuring your comfort and economy.*

*It can be installed in several different positions and is offered in 2 sizes combined with a deflector kit, for a better performance and more versatility.*

*Talk to your local contractor or hydro-Quebec for details on how to save with the Bi-energy program.*



### {features}

<b>color</b>	light charcoal (access panel)
<b>finish</b>	powdercoated
<b>manufacturing</b>	<ul style="list-style-type: none"> <li>· robust monopiece galvanized steel cabinet</li> <li>· pilot lights clearly identifies the selected modes</li> <li>· baffle (included)</li> <li>· plenum temperature sensor (abnormal condition detection)</li> <li>· diagnostic light indicator</li> <li>· each element is protected by a set of thermal cut-outs (manual and automatic)</li> <li>· electromechanical heat transfer interlok</li> </ul>
<b>wattage &amp; voltage</b>	see the selection table
<b>heating assembly area</b>	18 X 16 in. 19 X 19 in.
<b>elements</b>	· separately framed elements allowing for quick and easy replacement
<b>control</b>	<ul style="list-style-type: none"> <li>· mode selector</li> <li>· auto transfer override</li> </ul>
<b>installation</b>	· multi-position
<b>warranty</b>	<ul style="list-style-type: none"> <li>· 10 years (elements)</li> <li>· 5 years (unit)</li> </ul>

### {adjustments of the modes}

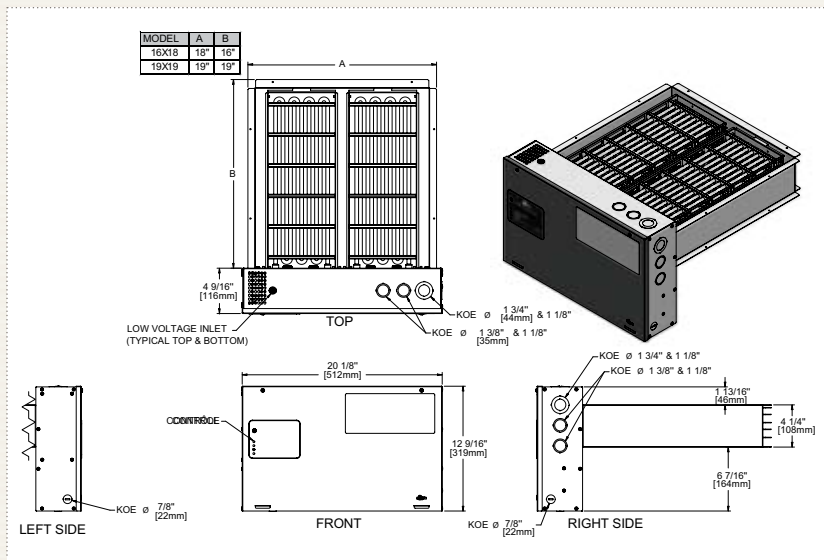
<b>auto-transfert mode (abnormal condition)</b>	when the selected heating mode is not sufficient for the heating demand for whatever reason, this mode will automatically activate the backup/other heating mode.
<b>electric mode</b>	uses only the electric duct heater for heating
<b>dual energy mode</b>	automatically changes from one heating mode to the other according to the outside temperature
<b>fossil fuel mode</b>	uses only fossil fuel for heating



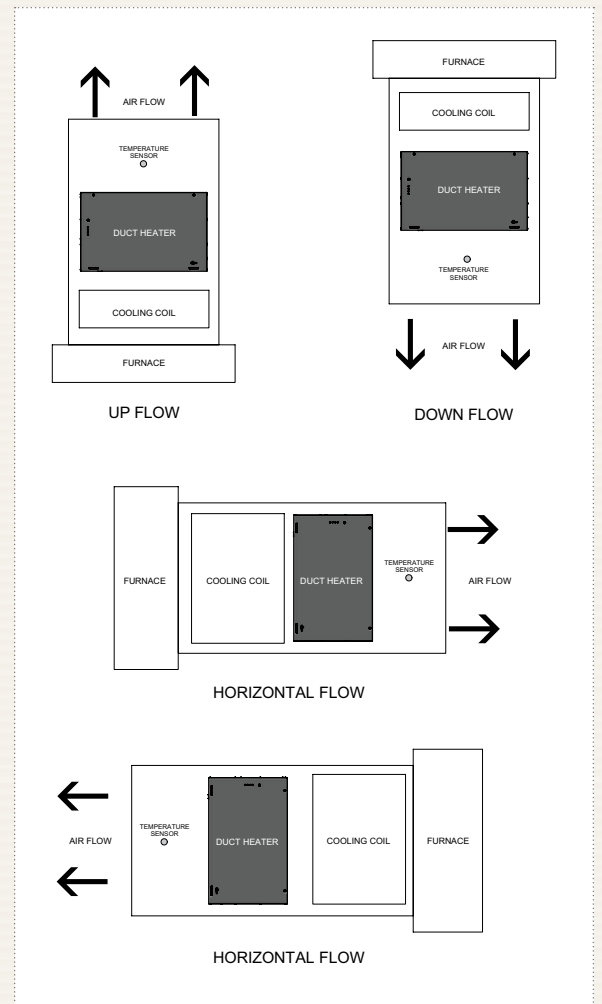
### {selection table}

products	power	voltage	amperage	heating assembly area		height OA		width OA		depth OA	
code	kilowatts	volts	amp.	mm	in.	mm	in.	mm	in.	mm	in.
SB05211	5/3.8	240/208	20.8/18.1	406 X 457	16 X 18	319	12 9/16	511	20 1/8	522 - 548	20 9/16 - 23 9/16
SB05212	5/3.8	240/208	20.8/18.1	483 X 483	19 X 19	319	12 9/16	511	20 1/8	522 - 548	20 9/16 - 23 9/16
SB10211	10/7.5	240/208	41.7/36.1	406 X 457	16 X 18	319	12 9/16	511	20 1/8	522 - 548	20 9/16 - 23 9/16
SB10212	10/7.5	240/208	41.7/36.1	483 X 483	19 X 19	319	12 9/16	511	20 1/8	522 - 548	20 9/16 - 23 9/16
SB15211	15/11.3	240/208	62.5/54.2	406 X 457	16 X 18	319	12 9/16	511	20 1/8	522 - 548	20 9/16 - 23 9/16
SB15212	15/11.3	240/208	62.5/54.2	483 X 483	19 X 19	319	12 9/16	511	20 1/8	522 - 548	20 9/16 - 23 9/16
SB18211	18/13.5	240/208	75/65	406 X 457	16 X 18	319	12 9/16	511	20 1/8	522 - 548	20 9/16 - 23 9/16
SB18212	18/13.5	240/208	75/65	483 X 483	19 X 19	319	12 9/16	511	20 1/8	522 - 548	20 9/16 - 23 9/16
SB20211	20/15	240/208	83.3/72.2	406 X 457	16 X 18	319	12 9/16	511	20 1/8	522 - 548	20 9/16 - 23 9/16
SB20212	20/15	240/208	83.3/72.2	483 X 483	19 X 19	319	12 9/16	511	20 1/8	522 - 548	20 9/16 - 23 9/16
SB23211	23/17.3	240/208	95.8/83.1	406 X 457	16 X 18	319	12 9/16	511	20 1/8	522 - 548	20 9/16 - 23 9/16
SB23212	23/17.3	240/208	95.8/83.1	483 X 483	19 X 19	319	12 9/16	511	20 1/8	522 - 548	20 9/16 - 23 9/16
SB27211	27/20.3	240/208	112.5/97.5	406 X 457	16 X 18	319	12 9/16	511	20 1/8	522 - 548	20 9/16 - 23 9/16
SB27212	27/20.3	240/208	112.5/97.5	483 X 483	19 X 19	319	12 9/16	511	20 1/8	522 - 548	20 9/16 - 23 9/16
SB30211	30/22.5	240/208	125/108.3	406 X 457	16 X 18	319	12 9/16	511	20 1/8	522 - 548	20 9/16 - 23 9/16
SB30212	30/22.5	240/208	125/108.3	483 X 483	19 X 19	319	12 9/16	511	20 1/8	522 - 548	20 9/16 - 23 9/16

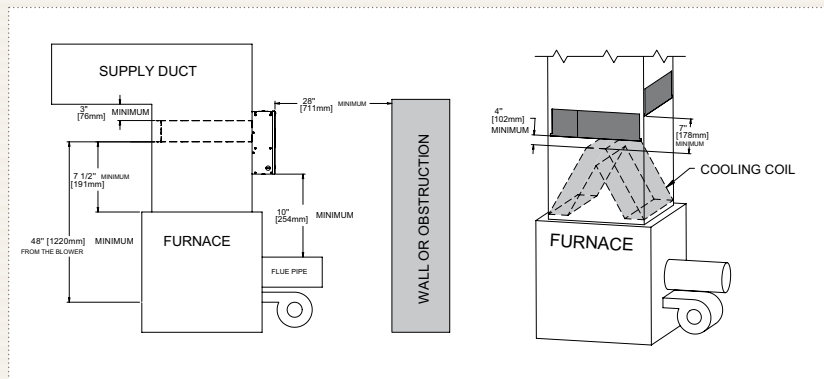
### {technical drawing}



### {installation}



### {installation}



### {accessories/filters}

For optimum efficiency and a better air quality: Add a **Stelpro** filter

code	description	dimensions	MERV
SFRF16253	filter rack and filter	16 X 25 X 3 in.	7
SFRF16254	filter rack and filter	16 X 25 X 4 in.	8
SFRF16255	filter rack and filter	16 X 25 X 5 in.	11
SFRF20204	filter rack and filter	20 X 20 X 4 in.	8
SFRF20205	filter rack and filter	20 X 20 X 5 in.	11
SFRF20254	filter rack and filter	20 X 25 X 4 in.	8
SFRF20255	filter rack and filter	20 X 25 X 5 in.	11

