


PRO B

SINGLE ZONE DUCTLESS HEAT PUMP

SEPB SERIES



R-454B 



EASY TO INSTALL, EVEN EASIER TO LOVE

The Pro-B ductless mini-split pump offers A+++ performance, combining energy efficiency and low consumption for optimal heating and cooling. Its ionizer and high-density filter ensure exceptional air quality. With its compact design and flexible installation, it's the ideal solution for various spaces.

- **NEW R-454B HIGH-PERFORMANCE GAS**
- **GREATER RELIABILITY THANKS TO NEW GAS LEAK SENSOR**
- **NEW TECHNOLOGY AND MACHINE DESIGN**
MEET HIGH ENERGY EFFICIENCY STANDARDS
- **5 OPERATION MODES**
COOLING, HEATING, DEHUMIDIFYING, FAN AND AUTO
- **EASY-TO-CLEAN INDOOR UNIT FILTER**
TO ENSURE UNMATCHED AIR QUALITY

NOMINAL CAPACITY

- 9,000, 12,000, 18,000, 24,000 BTU/hr

VOLTAGE

- 230/208V, 60 Hz, 1-phase

MANUFACTURING

Indoor unit

- Plastic housing, standard white
- Cross-flow fan with 4 selectable speed and 2 operation modes (auto and silence). The fan speed can be set between 0% and 100%
- Evaporator fins covered with hydrophilic coating for improved corrosion resistance
- Washable filters with magnetic fastener

Outdoor unit

- Variable speed rotary compressor (INVERTER), with PCB control protection
- Electronic expansion valve for precise control of refrigerant flow
- Condenser fins covered with a hydrophilic coating for improved corrosion resistance
- Quiet axial-flow fan
- Multi-hole pan with smart heater to prevent ice formation
- Compressor blanket and preheating technology

Connection piping

- Minimum piping length of 10 ft (3 m)
- Flared connections

INSTALLATION

Indoor unit

- High wall installation
- Dual side connection

Outdoor unit

- Installation on aluminum wall bracket or ground stand (optional)

CONTROL



- Wireless remote included with wall bracket
- Wi-Fi optional
- Set temperature: 16°C to 32°C (61°F to 90°F)
- Temperature display format: °C or °F

WARRANTY

- 10-year basic warranty on parts and 10-year basic warranty on the compressor (labour not included).
- Labour warranty (sold separately) from the first to the tenth year on parts and labour, with condenser replacement if the compressor fails

GRANTS

- Qualifies for rebate programs*

 COOLING	27.4 SEER2	-30°C / -22°F
 HEATING	13.5 HSPF2	-30°C / -22°F

IDEAL FOR:

Dining room-kitchen, living room, family room, commercial building, office building, condo, restaurant.

*Please refer to www.stelpro.com for more details about provincial and federal rebate programs

FEATURES AND FUNCTIONS



Wi-Fi

Control your comfort, anytime and anywhere using the Net Home Plus app. Available as an option. For more details, please refer to the accessories page.



Smart Pan Heater

Prevents ice formation in the base pan of the outdoor unit.



Compressor Blanket and Preheating Technology

Keeps the oil inside the compressor warm and prevents it from mixing with the refrigerant.



Anti-Corrosion Fin Coating

Condenser and evaporator fins are covered with a hydrophilic coating for greater corrosion resistance – a clear advantage for people living in coastal regions.



Refrigerant Leakage Detection

The indoor unit will display "EC" when the outdoor unit detects refrigerant leakage.



A2L Safety Sensor

Increased reliability thanks to our new A2L gas-leak sensor.



Smart Defrosting

Provides greater comfort and energy savings by eliminating unnecessary defrost cycles.



Smart Preheating

The system delays turning on the fan in heating mode to avoid blowing cold air out at startup.



Auto-Restart

In case of power failure, user selection and system parameters are stored in non-volatile memory. The system will automatically return to the last operating mode when power resumes.



Freeze Protection

For extended absences, the temperature setpoint can be lowered to 8 °C (46 °F) in heating mode to prevent freezing.



Auto-Clean

Keeps the indoor unit dry to prevent mold growth.



Self-Diagnosis

A microcomputer monitors the system and turns the unit off if abnormal operation is encountered. An error code will be displayed on the indoor unit to facilitate maintenance.



Up & Down Swing

Can be used to select oscillating angles for the vertical louvres. Choose a fixed position or use the auto swing mode to swing the louvres up and down in all positions.



Turbo Mode

The unit operates at super high speed to achieve quick cooling or heating.



Timer

Allows you to program the time you want the unit to start and stop over a 24-hour period.



Sleep Mode

This function can be used to gradually increase or decrease room temperature, so you can save energy without affecting your sleep.



Silence Function

The unit will operate at low frequency and the fan at the lowest speed to reduce noise level.



Follow Me

With this function, the room temperature is read from the remote control, not from the indoor unit. This guarantees optimal comfort because the remote control is usually closer to you.



TECHNICAL SPECIFICATIONS

PERFORMANCE

INDOOR UNIT ¹		SEP-B-H09A-I	SEP-B-H12A-I	SEP-B-H18A-I	SEP-B-H24A-I	
OUTDOOR UNIT ¹		SEP-B-H09A-O	SEP-B-H12A-O	SEP-B-H18A-O	SEP-B-H24A-O	
Voltage	V	230/208	230/208	230/208	230/208	
Cooling capacity	Nominal	W (BTU/hr)	2638 (9000)	3517 (12000)	5275 (18000)	7034 (24000)
	Min. - Max.	W (BTU/hr)	1055-2931 (3800-13500)	1172-3810 (3800-14600)	1905-5568 (8800-19400)	2345-7327 (12600-27900)
Heating capacity	Nominal	W (BTU/hr)	2638 (9000)	3517 (12000)	5275 (18000)	7034 (24000)
	Min. - Max.	W (BTU/hr)	1055-2931 (3800-16000)	1172-3810 (3800-16000)	1905-5568 (11200-19500)	2345-7327 (11800-29700)
Used cooling power input	Nominal	W	580	890	1440	1846
Used heating power input	Nominal	W	935	935	1618	2485
Cooling rated current	A	4.1	4	6.4	8.3	
Heating rated current	A	4.1	4.1	7.2	11	
MCA	A	12	12	18	24	
Max. over-current protection (MOCP)	A	15	15	20	25	
SEER2	-	27.4	25.4	21.4	21	
HSPF2 IV	-	12.5	10.5	11	13.5	
EER2	BTU/W	15.4	13.4	12.5	13	
COP	W/W	3.76	3.76	3.26	3.42	
AHRI number		216082321	216082322	216082324	216082326	
ENERGY STAR		✓	✓	✓	✓	

INDOOR UNIT - WALL-MOUNTED SPLIT

		SEP-B-H09A-I	SEP-B-H12A-I	SEP-B-H18A-I	SEP-B-H24A-I	
Dehumidification	pt/hr (l/hr)	1.9 (0.9)	2.54 (1.2)	3.17 (1.5)	4.65 (2.2)	
Air flow volume	UH / H / M / L	cfm	441 / 324 / 230 / 177	441 / 324 / 230 / 177	636 / 500 / 359 / 294	812 / 618 / 412 / 318
Sound level	UH / H / M / L / S ²	dB (A)	42 / 39 / 37 / 35 / 32	42 / 39 / 37 / 35 / 32	48 / 45 / 41 / 39 / 36	50 / 48 / 43 / 41 / 39
Fan motor power output	W	25	25	35	35	
Fan motor RLA	A	0.11	0.11	0.17	0.17	
Net weight	lb (kg)	17.64 (8.5)	17.64 (8.5)	30.87 (14)	30.87 (14)	

OUTDOOR UNIT - CONDENSER

		SEP-B-H09A-O	SEP-B-H12A-O	SEP-B-H18A-O	SEP-B-H24A-O	
Sound level	dB(A)	53	53	58	61	
Compressor power input	W	659	979	1425	1959	
Fan motor power output	W	36	36	60	102	
Fan motor RLA	A	0.17	0.17	0.27	0.45	
Refrigerant volume (R-454B)	oz (g)	35.27 (1000)	38.1 (1080)	52.91 (1500)	70.55 (2000)	
Net weight	lb (kg)	70.55 (32)	70.55 (32)	97 (44)	112.44 (51)	
Operating ambient temperature	Cooling	°C (°F)	-30 to 50 (-22 to 122)	-30 to 50 (-22 to 122)	-30 to 50 (-22 to 122)	-30 to 50 (-22 to 122)
	Heating	°C (°F)	-30 to 24 (-22 to 75)	-30 to 24 (-22 to 75)	-30 to 24 (-22 to 75)	-30 to 24 (-22 to 75)

CONNECTION PIPING/REFRIGERANT

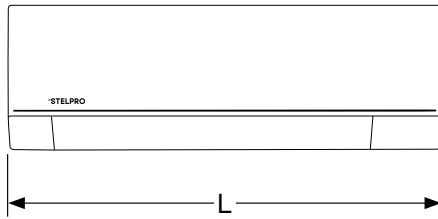
Pre-charge length	ft (m)	25 (7.5)	25 (7.5)	25 (7.5)	25 (7.5)
Liquid pipe outer diameter	in.	1/4	1/4	1/4	3/8
Gas pipe outer diameter	in.	3/8	3/8	1/2	5/8
Maximum height difference	ft (m)	49.21 (15)	49.21 (15)	49.21 (15)	49.21 (15)
Maximum total length	ft (m)	65.62 (20)	65.62 (20)	98.43 (30)	98.43 (30)

¹ 1 Indoor unit and 1 outdoor unit. Note that each unit is individually packaged.

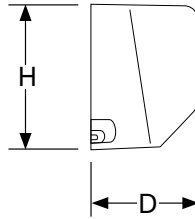
² Cross-Flow Fan Speeds: (UH) Ultra High (100%) / (H) High (80%) / (M) Medium (60%) / (L) Low (40%) / (S) Silence.

TECHNICAL DRAWINGS

INDOOR UNIT



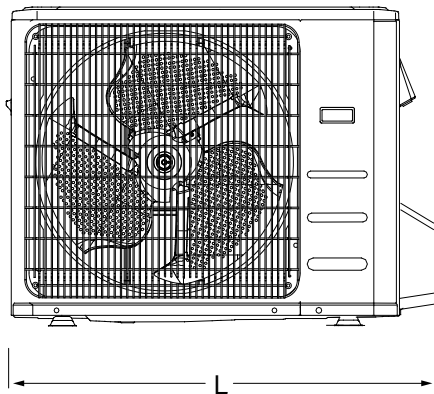
FRONT



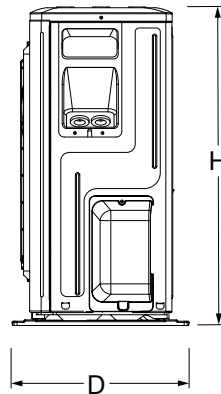
SIDE

MODEL	L		H		D	
CODE	MM	IN.	MM	IN.	MM	IN.
SEP-B-H09A-I	857	33 3/4	299	11 3/4	231	9 1/8
SEP-B-H12A-I	857	33 3/4	299	11 3/4	231	9 1/8
SEP-B-H18A-I	1024	40 1/4	321	12 5/8	246	9 3/4
SEP-B-H24A-I	1038	40 7/8	372	14 5/8	279	11

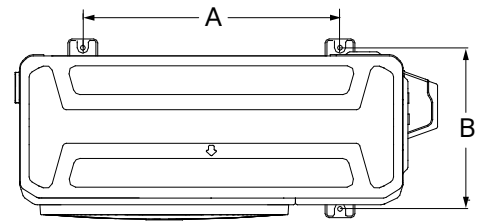
OUTDOOR UNIT



FRONT



SIDE



TOP

MODEL	L		H		D		A		B	
CODE	MM	IN.	MM	IN.	MM	IN.	MM	IN.	MM	IN.
SEP-B-H09A-O	874	34 3/8	554	21 3/4	346	13 5/8	511	20 1/8	317	12 1/2
SEP-B-H12A-O	874	34 3/8	554	21 3/4	346	13 5/8	511	20 1/8	317	12 1/2
SEP-B-H18A-O	955	37 5/8	673	26 1/2	380	15	663	26 1/8	325	12 3/4
SEP-B-H24A-O	1030	40 1/2	810	31 7/8	455	17 7/8	672	26 1/2	386	15 1/4