

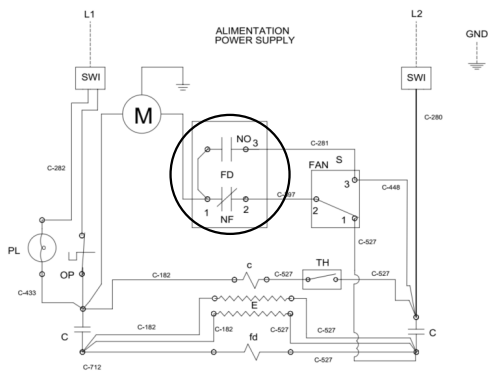


ATTENTION


Il est primordial de suivre le plan de filage associé au FD-003, car les terminaux #2 et #3 sont inversés par rapport au SEQ-008. Si le client installe un FD-003 et le branche comme un SEQ-008, cela provoquera un arrêt du moteur pendant le chauffage.

RÉVISION 10 OU ANTÉRIEURE

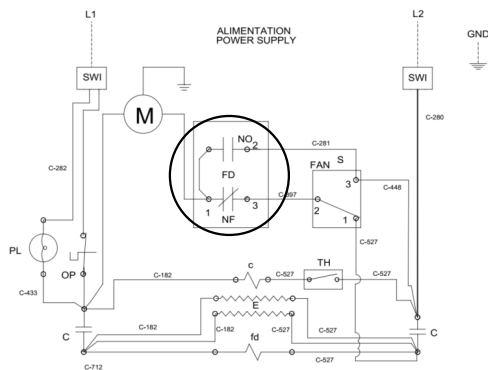
Plan de filage SEQ-008



SEQ-008



Plan de filage FD-003

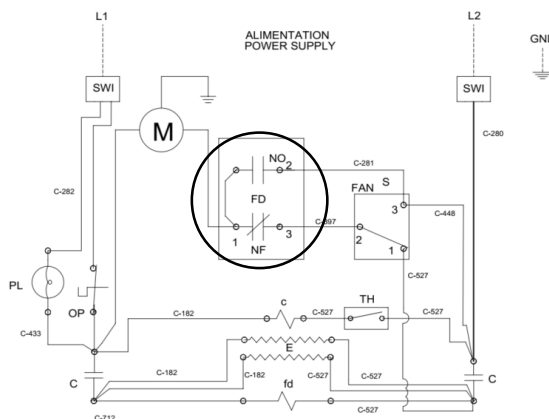


FD-003



RÉVISION 11 OU PLUS

Suivre le plan de filage.




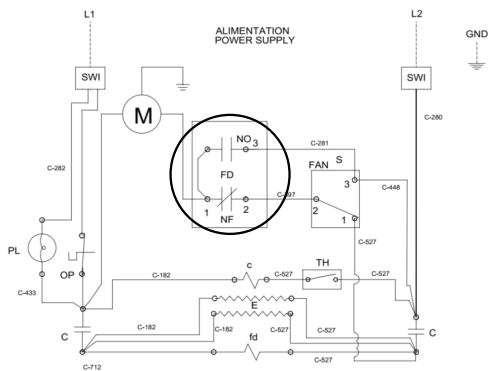


WARNING

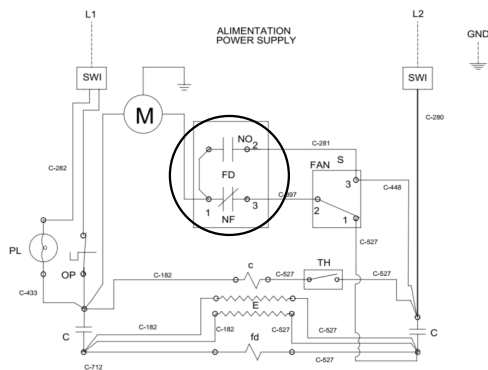
It is essential to follow the wiring diagram for the FD-003, as terminals #2 and #3 are reversed compared to the SEQ-008. If the customer installs an FD-003 and wires it like an SEQ-008, it will cause the motor to stop during heating.

REVISION 10 OR EARLIER

Wiring diagram SEQ-008



Wiring diagram FD-003



REVISION 11 OR HIGHER

Follow the wiring diagram.

